

COMMERCIAL LIGHTING DEVICES

Elements



LED Area Light

Limitless Options
for the following applications:

TCP's LED Area Lights are designed for outdoor lighting applications requiring bright, white light, energy savings and robust performance. The long 50,000 hour rated life significantly decreases maintenance, labor and material costs over the life of the fixture.

The slim, low-profile, 3G vibration rated die-cast aluminum housing is IP65 rated. An adjustable slip-fitter mount for 2 $\frac{3}{8}$ " O.D. arms or tenons is included on each unit. Additional mounting accessories are available for round or square pole, wall mount, and trunnion mount applications. A 7-pin NEMA photocontrol receptacle is standard for the addition of wireless control nodes or 3-pin or 7-pin photocontrols. A shorting cap is supplied with each luminaire in case controls are not required.

- HID Shoebox Replacements
- Shopping Malls
- Parking Lots and Parking Garage Top Level
- Walkways
- Stadium Lots
- Campuses
- Auto Dealerships



5 YEAR WARRANTY

we know light.™

LED Area Light

Features/Benefits

Up to 72% less energy than traditional HID	Instant energy savings and potential rebate eligibility
Long 50,000 hour rated life	Minimizes replacements and labor costs
Integrated 7-pin NEMA photocontrol receptacle with shorting cap	Comes standard; 3-pin or 7-pin photocontrol or wireless control node can be used
Mercury free	Great for all environments
Die-cast aluminum housing with acrylic optics	Type III Standard; Types IV and V available with extended lead time
IP65 Rated	Suitable for outdoor installation
Easy to install - Adjustable slip-fitter for 2 $\frac{3}{8}$ " O.D. arms or tenons is standard	Additional mounting accessories available for versatile mounting options
Light weight and Low EPA	Reduces stress on existing poles

Specifications

Input Line Voltage	120-277VAC or 347/480VAC (N/A on A1 models)
Input Line Frequency (Hz)	50/60HZ
Lumens / Wattage	13,500L (100W), 26,500L (200W), 40,000L (300W)
Lumens per Watt (LPW)	122 - 138 LPW
Color Temperature (CCT)	4000K, 5000K
Dimming	0-10VDC dimming via 7-pin NEMA Photocontrol receptacle
Controls	NEMA 7-pin Photocontrol Receptacle with Shorting Cap provided
Rated Life	>50,000 hours
Operating Temperature	-40°C to 45°C
CRI	70+
Power Factor	>0.9
THD	<20%

Warranty

Five year limited warranty against defects in manufacturing

Replacement Comparison

Type	Wattage	Energy Savings (%)
TCP Area Light A1 - 13,500 Lumens	100W	-
250W Metal Halide	295W	66%
400W Metal Halide	458W	78%
TCP Area Light B1 - 20,000 Lumens	150W	-
250W Metal Halide	295W	49%
400W Metal Halide	458W	67%
TCP Area Light A2 - 26,500 Lumens	200W	-
400W Metal Halide	458W	56%
1000W Metal Halide	1081W	81%
TCP Area Light A3 - 40,000 Lumens	300W	-
400W Metal Halide	458W	34%
1000W Metal Halide	1081W	72%



5 YEAR WARRANTY

To view our DLC qualified products, please consult the DLC Qualified Products List at www.designlights.org/qpl.

Elements

LED Area Light LED TECHNICAL DATA

Applications

TCP's LED Area Lights feature a low profile, 3G vibration rated design that delivers a bright, uniform light while saving energy over traditional HID sources. Maintenance costs are virtually eliminated over their long-rated life. Applications include parking lots, walkways, auto dealerships, campuses and other public areas.

Construction

- Visually appealing slim, low-profile design
- Heavy duty die-cast aluminum housing
- Durable UV stabilized powder coat finish
- Adjustable slip-fitter mount included for easy installation.
- Round pole, Square pole, wall mount and trunnion mount accessories available

Electrical

- Accepts 120-277V or 347/480V input; 347/480V N/A on A1 models
- NEMA 7-pin photocontrol receptacle with shorting cap accepts 3-pin or 7-pin photocontrols or wireless control nodes
- System rated for long 50,000 hour rated life
- cULus wet location rated
- 4kV surge suppression comes standard

Optics

- Durable acrylic optics resist yellowing
- Distribution Type III standard, Types IV and V optional



Listings

cULus Listed – wet location rated
RoHS Compliant
DLC 4.4 Premium
IP65 Rated
3G Vibration Rated

Installation

Surface or pole mounted
Before installation, please consult your local ordinances and building codes for compliance

Warranty

Five year limited warranty against defects in manufacturing

Lumen Maintenance

Lumen Maintenance Factor (LMF)				
Lumen Package	36,000 hours ¹	50,000 hours ¹	100,000 hours ²	Reported L ₇₀ (hours) ¹
A1	90.23%	86.77%	75.43%	>54,000
B1	90.23%	86.77%	75.43%	>54,000
A2	91.00%	87.86%	77.48%	>60,000
A3	91.61%	88.47%	78.11%	>54,000

¹ IESNA TM-21-11 projected value based on 6X IESNA LM-80-08 total test duration.

² IESNA TM-21-11 calculated value exceeds 6X IESNA LM-80-08 total test duration.

Catalog Ordering Matrix Example: ALUZDA1T340KN7BR

AL		ZD				N7	BR	
FAMILY	VOLTAGE ¹	DIMMING	LUMENS PACKAGE (Power) ^{2,3}	DISTRIBUTION ⁴	CCT	PHOTOCELL RECEPTACLE ⁵	COLOR	OPTIONS
AL- Area Light	U – 120/277V H – 347/480V	ZD – 0-10V Dimming	A1 – 13500 Lumens (100W) B1 – 20000 Lumens (150W) A2 – 26500 Lumens (200W) A3 – 40000 Lumens (300W)	T3 – Type III T4 – Type IV T5 – Type V	40K – 4000K 50K – 5000K	N7 – NEMA 7-PIN	BR – Bronze	(see below)

¹ 347/480V is not available on A1 models.

² Approximate lumen output. Actual performance may vary based on CCT, options selected and end user application.

³ Actual lumen output and input wattage may differ by +/-10%

⁴ Type III Standard. Types IV and V are made to order and require additional lead time. Consult factory for details.

⁵ Shorting Cap provided. Can be used with a standard 3-pin or 7-pin photocontrol or a wireless control node. Not available on A1 models.

FACTORY INSTALLED OPTIONS (add to catalog number)

Motion Sensor





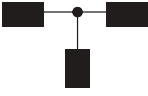
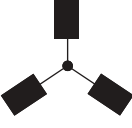
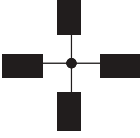
MS - PIR Motion Sensor with Daylight Harvesting and BiLevel Dimming. Not available on A1 models.

ACCESSORIES (Field installed)

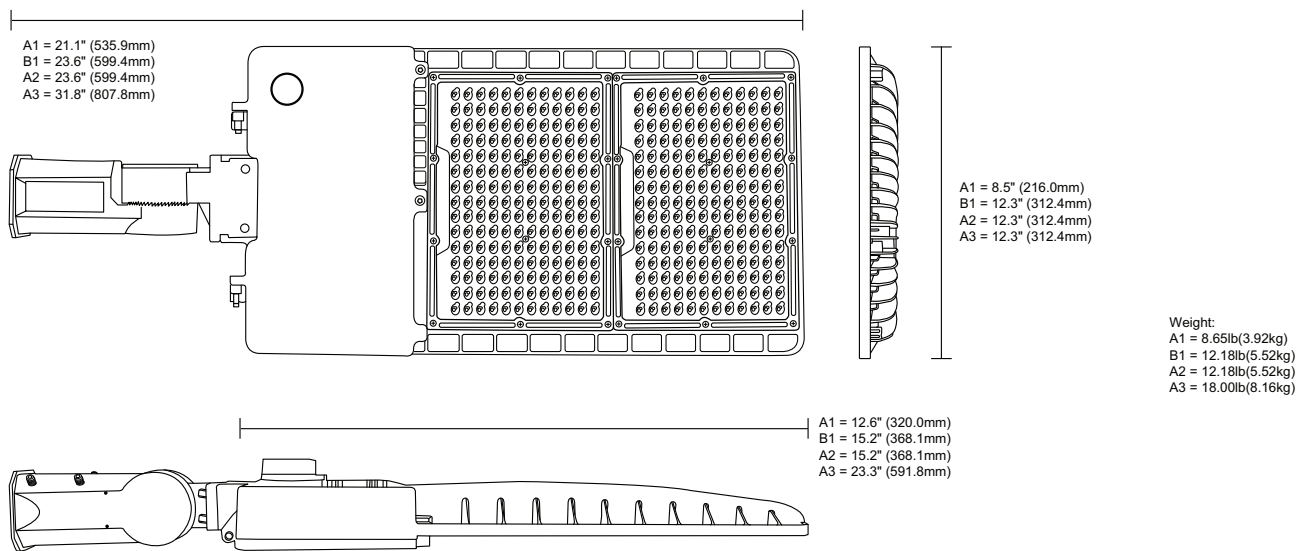
ALPIRREMOTE - Remote Control to program the Motion Sensor

LED Area Light

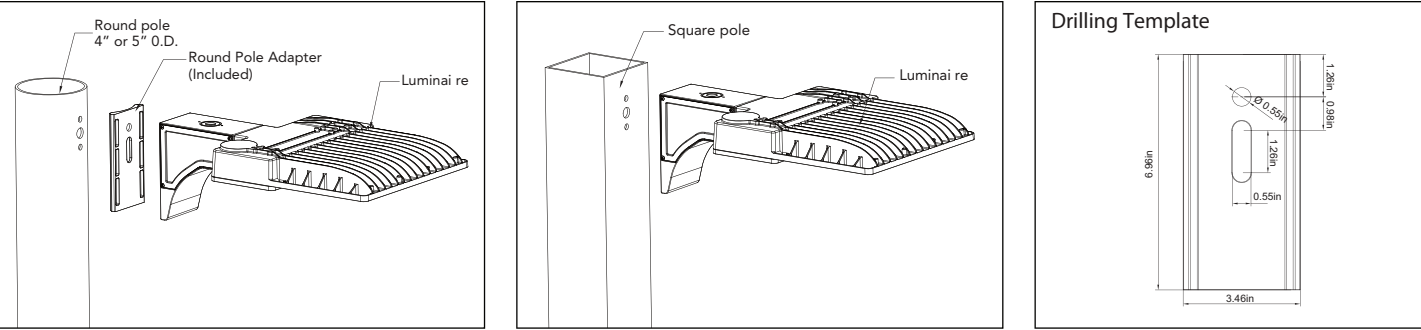
EPA of Area Light

Lumen Package							
	1	2 @90°	2 @120°	2@180°	3 @90°	3 @120°	4 @90°
A1 (13,500 Lumens, 100W)	0.3413	0.5929	0.7983	0.6826	1.0239	1.0499	1.0239
B1 (20,000 Lumens, 150W)	0.423	0.735	0.873	0.846	1.158	1.185	1.158
A2 (26,500 Lumens, 200W)	0.423	0.735	0.873	0.846	1.158	1.185	1.158
A3 (40,000 Lumens, 300W)	0.4759	0.7889	1.0581	0.9518	1.2648	1.3711	1.2648

Dimensions



Mounting Dimensions



Elements

LED Area Light LED TECHNICAL DATA

Mounting Accessories



ALSLIPFITTER

Included with each Area Light, the standard cast aluminum slipfitter mount secures the luminaire to nominal 2" (2 7/8" O.D. pipe size) horizontal arm or vertical tenon.



ALRPOLEMOUNT

The optional round or square pole mount accessory is field installed and can be used with 4" or 5" square or round poles. Round pole adapter is included.



ALTRUNNION

The optional trunnion mount is field installed.



ALWALLMOUNT

The optional wall mount accessory is field installed and includes a heavy duty aluminum plate to secure it to the wall.

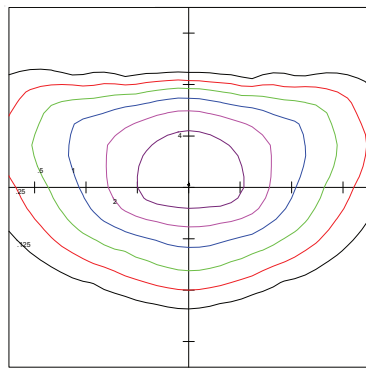
Performance Data

Lumen Package	Number of Drivers	System Watts	Drive Current(mA)	Input Voltage	Distribution Type	4000K 70CRI		5000K 70CRI		B-U-G Rating
						Lumens	LPW	Lumens	LPW	
A1	1	100	2450	120-277V Only	III	13,579	136	13,846	138	B2-U1-G2
					IV	13,201	132	13,347	133	B2-U1-G2
					V	13,899	139	14,182	142	B3-U1-G2
B1	1	150	3675	120-277V 347/480V	III	20,099	134	20,185	135	B3-U1-G3
					IV	19,966	133	20,092	134	B3-U2-G3
					V	20,729	138	20,947	140	B4-U1-G2
A2	1	200	5100	120-277V 347/480V	III	25,151	126	25,765	129	B3-U1-G3
					IV	24,635	123	24,887	124	B3-U2-G3
					V	25,089	125	25,880	129	B4-U1-G2
A3	1	300	6000	120-277V 347/480V	III	40,033	133	40,311	134	B4-U1-G4
					IV	39,699	132	39,977	133	B4-U1-G4
					V	41,698	139	42,728	142	B5-U1-G3

Photometric Report

Based on photometric data for
TCP Item # **ALUZDA2T340KN7BR**

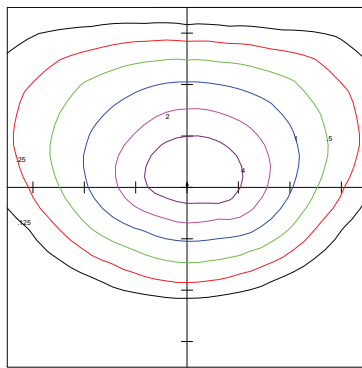
Polar Graph



Horizontal Footcandles
Scale: 1 Inch = 25 Ft.
Light Loss Factor = 1.00
Lumens Per Lamp = N.A. (absolute photometry)
Luminaire Lumens = 25151
Mounting Height = 25.00 Ft
Maximum Calculated Value = 7.11 Fc
Arrangement: Single

TCP Item # **ALUZDA2T440KN7BR**

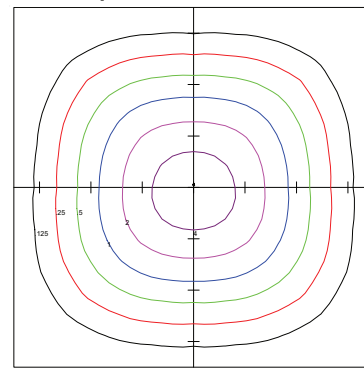
Polar Graph



Horizontal Footcandles
Scale: 1 Inch = 25 Ft.
Light Loss Factor = 1.00
Lumens Per Lamp = N.A. (absolute photometry)
Luminaire Lumens = 24635
Mounting Height = 25.00 Ft
Maximum Calculated Value = 7.55 Fc
Arrangement: Single

TCP Item # **ALUZDA2T540KN7BR**

Polar Graph



Horizontal Footcandles
Scale: 1 Inch = 25 Ft.
Light Loss Factor = 1.00
Lumens Per Lamp = N.A. (absolute photometry)
Luminaire Lumens = 25089
Mounting Height = 25.00 Ft
Maximum Calculated Value = 5.86 Fc
Arrangement: Single

COMMERCIAL LIGHTING DEVICES
188 South Service Rd Stoney Creek, Ontario L8E 3H6
905 662 9526 cld@cldinc.ca www.cldinc.ca